
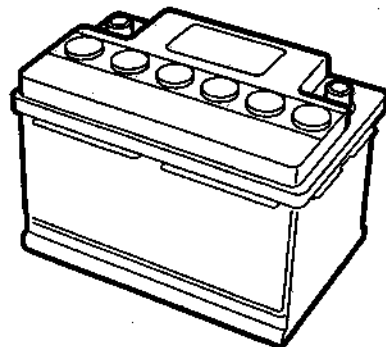


**SAAB****MONTERINGSANVISNING · INSTALLATION INSTRUCTIONS
MONTAGEANLEITUNG · INSTALLATIONS DE MONTAGE****Saab 900 M94-, Saab 9-3**


Radio-Adapter
Radio Adapter
Radioadapter
Adaptateur radio
Radio-Adattatore
ラジオアダプター

Accessories Part No.	Group	Date	Instruction Part No.	Replaces
400 102 323	3:71-17	Dec 98	86 83 252	75 07 03 Sep 93





A-CONNECTOR



D930A060

Anslutningsdel, strömförsörjning

Connector, power supply

Anschlußteil, Stromversorgung

Raccordement, alimentation

Raccordo alimentazione

電流供給の接続

Svenska

Stift 4 = Matning 12 V

Stift 5 = Motorantenn

Stift 6 = Skalbelysning

Stift 7 = Trig 12 V

Stift 8 = Jord

English

Pin 4 = Supply 12 V

Pin 5 = Electric antenna

Pin 6 = Dial illumination

Pin 7 = Trigger 12 V

Pin 8 = Ground

Deutsch

Stift 4 = Speisung 12 V

Stift 5 = Motorantenne

Stift 6 = Skalenbeleuchtung

Stift 7 = Trig 12 V

Stift 8 = Masse

Français

Broche 4 = Alimentation 12V

Broche 5 = Antenne de moteur

Broche 6 = Eclairage fond

Broche 7 = Déclenchement 12 V

Broche 8 = Masse

Italiano

Pin 4 = Alimentazione 12 V

Pin 5 = Antenna elettrocomandata

Pin 6 = Illuminazione quadro

Pin 7 = Scatto 12 V

Pin 8 = Massa

日本語

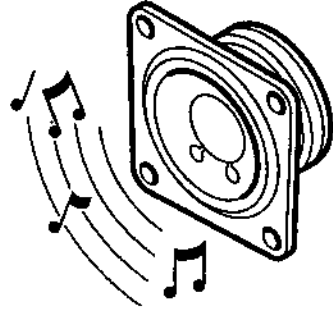
端子 4= 電力供給 12V

端子 5= モーター式アンテナ


端子 6= ケース照明

端子 7= Trig 12V

端子 8= 接地



B-CONNECTOR



D930A061

Anslutningsdel, högtalare
Connector, loudspeaker
Anschlußteil, Lautsprecher
Raccordement, haut-parleur
Raccordo altoparlanti
ラウドスピーカーの接続

Svenska

Stift 1 = + HB
 Stift 2 = - HB
 Stift 3 = + HF
 Stift 4 = - HF
 Stift 5 = + VF
 Stift 6 = - VF
 Stift 7 = + VB
 Stift 8 = - VB

Français

Broche 1 = + ARD
 Broche 2 = - ARD
 Broche 3 = + AVD
 Broche 4 = - AVD
 Broche 5 = + AVG
 Broche 6 = - AVG
 Broche 7 = + ARG
 Broche 8 = - ARG

English

Pin 1 = + RR
 Pin 2 = - RR
 Pin 3 = + FR
 Pin 4 = - FR
 Pin 5 = + FL
 Pin 6 = - FL
 Pin 7 = + RL
 Pin 8 = - RL

Italiano

Pin 1 = + Post. dx
 Pin 2 = - Post. dx
 Pin 3 = + Ant. dx
 Pin 4 = - Ant. dx
 Pin 5 = + Ant. sx
 Pin 6 = - Ant. sx
 Pin 7 = + Post. sx
 Pin 8 = - Post. sx

Deutsch

Stift 1 = + HB
 Stift 2 = - HB
 Stift 3 = + HF
 Stift 4 = - HF
 Stift 5 = + VF
 Stift 6 = - VF
 Stift 7 = + VB
 Stift 8 = - VB

日本語

端子 1= + RR (リア右)
 端子 2= -RR (リア右)
 端子 3= + FR (フロント右)
 端子 4= -FR (フロント右)
 端子 5= + FL (フロント左)
 端子 6= -FL (フロント左)
 端子 7= + RL (リア左)
 端子 8= -RL (リア左)